

|

YOUR OVERALL WEALTH A FEW CLICKS AWAY

PortfolioNet™



galeo  **YOU MANAGE. WE CONSOLIDATE.**

WOULD YOU LIKE TO...

- Have a daily updated vision of the assets you supervise?
- Be able to produce any report at any date, any time and anywhere?
- Monitor fees and commissions levied by banks?
- Give a new dimension/perspective to assets usually classified as “pro memoria” and include them in the overall performance?
- Give an online access to your clients... and exchange information in a secure way?
- Monitor discretionary management mandates?
- Decrease your workload?
- Monitor transactions in compliance with anti money laundering procedures?

PORTFOLIONET™

Galeo offers an integrated solution consisting of portfolio data processing and subsequent access via a web platform: PortfolioNet™

PortfolioNet™ allows you to view all of your assets and perform custom, in depth analysis, and to generate standard or personalized reports. It is a PMS (Portfolio Management System) linked to a database that we update daily with your asset data.

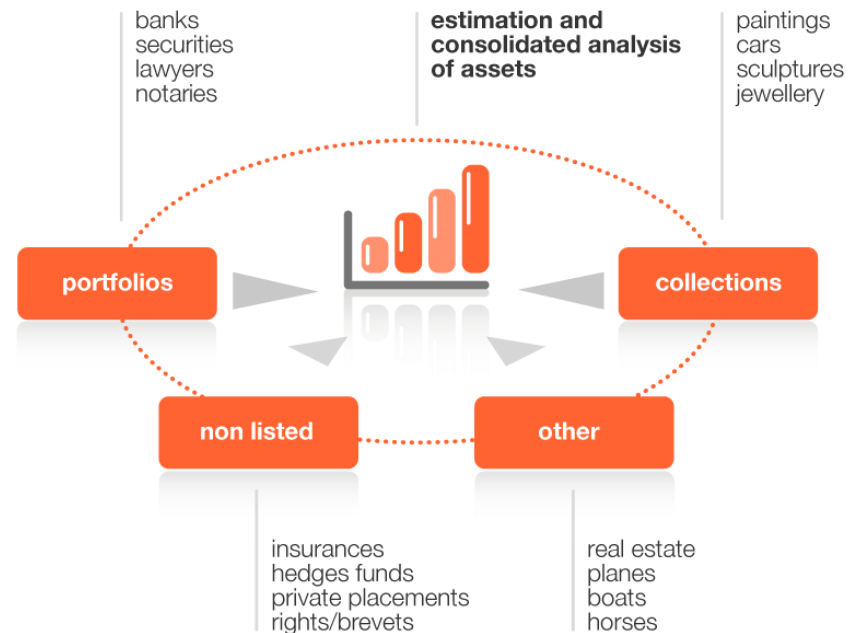
PortfolioNet™ is in a way, the visible part of our service, the invisible part is the state of the art secure data management centre in Zurich. There, more than 20 experienced employees are responsible for processing and inputting your asset data everyday.

Each day we receive the relevant notices for all previous day's transactions, by mail or via a data feed. The employees then retrieve this information and update the database.

Once data is processed, all of your assets are updated and available for any required analyses with just a few clicks, regardless of the infrastructure of your financial partners.

With PortfolioNet™ you can detect and analyse the particular risks generated by the positions you have with various custodian banks. You will also identify potential conflicts of interest or contradictions that may arise between the strategies of your partners. You can finally see and assess the impact of your non-financial assets in your overall wealth.

All this with a few clicks, 7 days a week, 24 hours a day.

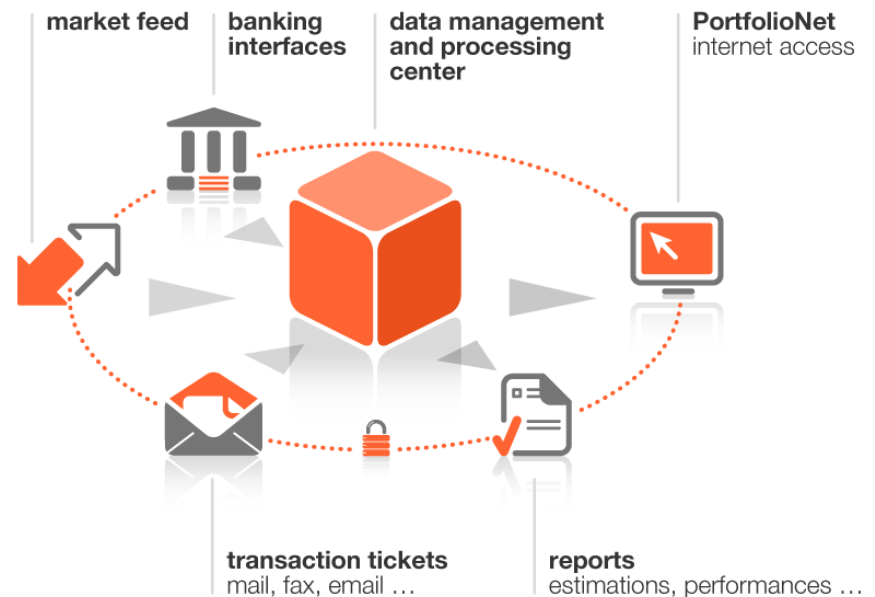


INTEGRATED CONSOLIDATION

Unlike some companies, we handle the entire chain of consolidation.

Each day, employees at the data management centre, collect, format and input the information so that you can access all of your asset data in an accessible, measurable and constantly updated format.

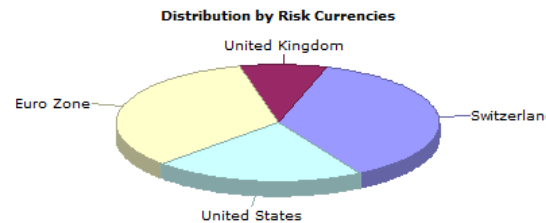
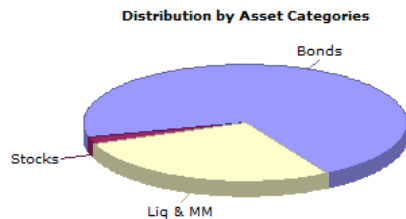
Once the data is processed, our PortfolioNet™ platform allows you to monitor your assets, analyse, compare the performance or the cost of your financial partners and establish your exposure to various risks, from any Internet access.



FEATURES

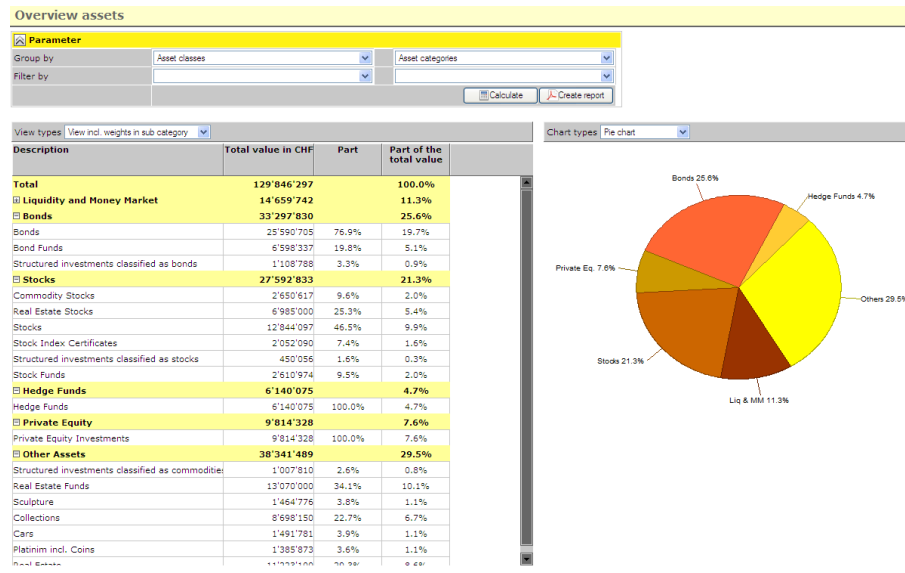
Organized into a system of multiple selection criteria (client, portfolios, strategy, currencies etc.) PortfolioNet™ provides access to many account statements both on screen and on paper. From the valuation of a specific deposit to the consolidation of all accounts, the selection is done in a few clicks. A logical and intuitive structure allows easy navigation through the system (positions, transactions, graphics, performance, etc).

Asset Matrix									
	United States	Euro Zone	Switzerland	United Kingdom	Emerging Markets	Asia - Pacific	Rest of the world	Total	Total in CHF
Liquidity and Money Market	0.3%	16.2%	4.0%	0.0%	-	-	-	20.6%	7'582'671
Forex	16.6%	-	-18.0%	-	-	-	-	-1.4%	-503'398
Bonds	7.1%	4.7%	23.0%	-	-	-	-	34.9%	12'856'272
Stocks	0.8%	8.6%	7.0%	0.7%	12.5%	2.7%	4.9%	37.2%	13'715'678
Hedge Funds	2.1%	-	1.6%	-	-	-	-	3.7%	1'370'713
Other Assets	-	0.5%	0.3%	0.0%	-	-	4.2%	5.1%	1'868'042
Total	27.0%	29.9%	18.0%	0.8%	12.5%	2.7%	9.1%	100.0%	36'889'978



Here are some of the key features:

- Portfolio(s) valuation
 - Performance analysis (TWR + Modif. Dietz)
 - Performance attribution
 - Contribution to the performance by asset class and underlying
 - Value at risk (VaR) and ratios
 - Views of all asset classes, currencies, countries, etc ...
- Projected cash flow
 - Capital movements
 - Lists of transactions
 - Analysis of costs and fees
 - Revenue structure
 - Analysis of capital gains and losses
 - And many more...



PortfolioNet – Overview assets

VERSIONS

PortfolioNet™ comes in two versions:

- **PortfolioNet™ Private**

The "private" version provides access to all client portfolios and presents information in a consolidated manner (transactions, performance, deposits, summaries, graphs etc.).

- **PortfolioNet™ Professional**

The "professional" version, intended for managers, provides access to the accounts of several clients. It also contains features geared to portfolio management (performance analysis, statistics, management of mandates, compliance and access to many reports), all in a very functional form.

This version includes all the features necessary for the manager's daily work.

MODULES

PortfolioNet™ Professional can be supplemented with two additional modules:

- **"The Screener" Module**

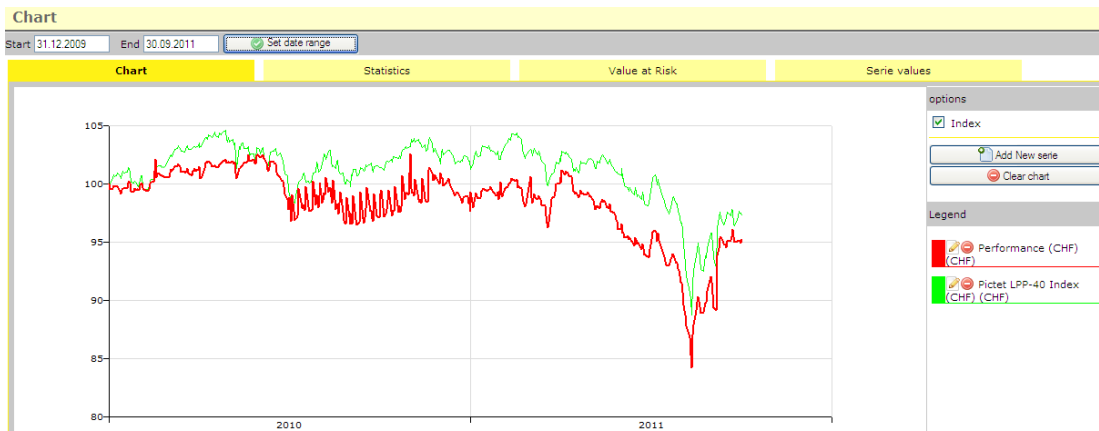
Provides access to the profile and rating of over 5,000 listed companies trading on 37 exchanges.

- **Compliance Module**

Provides access to definitions of individual and global restrictions and automatically controls them. In addition this module provides an OBA function (Ordinance on Money Laundering)

THE ADVANTAGES

- No local infrastructure (no more hardware and software costs)
- No training requirements or time "wasted" in data management
- No manual update of a security database (prices, rates, characteristics etc...)
- Access to professional and trained staff
- Optimised costs management
- Fully secured environment (hacker proof tests)
- No staff management worries (absences, recruitment etc.)
- Capacity to increase volumes at any time



PortfolioNet – Performance chart

EXPERTISE

PortfolioNet™ is a robust system with a sound track record.

The following figures allow to appreciate the system's capacity and performances

- Over 3'500 portfolios updated daily
- Over 400'000 transactions per year
- Over 150 custodian banks
- Around 40 clients (institutions)
- Close to CHF 30 bn under administration

CONTACT

For more information about PortfolioNet™ or for a demonstration, do not hesitate to contact us:

Galeo SA
Bvd Georges-Favon 19
1204 Genève

+41 22 752 32 12

galeo@galeo.ch

For a quick and personalised answer, you can contact one of the partners directly:

Claude Diserens - cd@galeo.ch
Patrick Baudet - pb@galeo.ch

www.galeo.ch